



Primary Literacy Update

Stacey Franklin
Coordinator of Literacy Performance

October 26. 2022

Literacy Landscape Updates



FALCON ZONE	BENNETT RANCH	Martina Meadows	Shawn Healy- IC	100%	ELL 2%	CKLA	Heggerty PA	SIPPS
			Lisa Jones - RI		FRL 20%			
					IEP 16%			
					Gifted 1%			
					Minority 36%		Lexia Core 5	
					SRD 17%			
	FALCON	Ed Kulbacki	Robyn Cerny Johnson - IC	100%	ELL 10%	Collaborative Literacy & Benchmark Education (Benchmark Workshop)	BAR	SIPPS
			Jullie Platt - RI		FRL 43%			
					IEP 15%			
					Gifted 4%		Lexia Core 5; Renaissance Freckle	Mindplay
					Minority 39%			
					SRD 26%			
	MERIDIAN RANCH	Sheehan Freeman-Todd	Natalie Miller - IC	100%	ELL 2%	CKLA	Amplify Reading	SIPPS
			Samantha Henderson - RI		FRL 11%			
			Leann Nidiffer - RI		IEP 13%			
					Gifted 5%			
					Minority 34%		Heggerty PA	
					SRD 13%			
	WOODMEN HILLS	Bethany Stegman	Wendy Murphy - IC	98%	ELL 5%	Wonders	Lexia Core 5	SIPPS
			Karen Emerson - RI		FRL 23%			
			Katie Kessler - RI		IEP 15%			
					Gifted 3%		Heggerty PA	
					Minority 36%		Seeina Stars	

Literacy Landscape

The Best Choice to Learn, Work and Lead

Camp READ-A-LOT

June 6 - 30, 2022



- **Staff**

- Licensed staff: 26 + 3 Fun Fitness Friday staff
- Paraprofessionals: 9
- Health Techs: 3

- ***Meridian Ranch Elementary*** (FZ) - 94 students
- ***Remington Elementary*** (SCZ) – 102 students
- ***Odyssey Elementary*** (PZ) – 95 students

Total Enrollment: 291 (K-3)

- Collaboration with Special Education (ESY: Extended School Year)
- Students prescreened to maximize instructional time
 - Evidence-Based Best Practice
- Support Shout Outs:
 - Building Managers
 - Warehouse
 - Safety & Security



For the love of reading...



GO TEAM Therapy Dogs




**EPCO Sheriff's Office
Badges & Books**



Pikes Peak Library District Bookmobile

The Best Choice to Learn, Work and Lead

And.. a very special visit from former Denver Bronco and Super Bowl 50 Champion, David Bruton, Jr.



- Bruton's Books –
- <https://brutonsbooks.org/>

The Best Choice to Learn, Work and Lead

A look at D49 over time

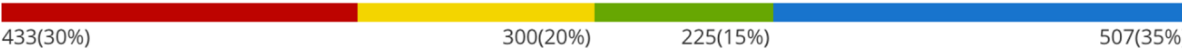


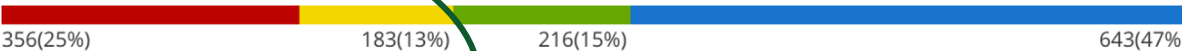

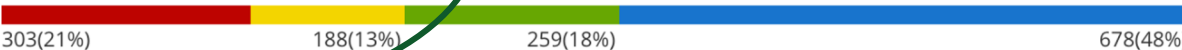


Kindergarten (BOY)

- 30% at WBB in 2019
- 37% at WBB in 2020
- 30% at WBB in 2021
- **28% WBB in 2022**

1st Grade (BOY)

- 16% at WBB in 2019
- 37% at WBB in 2020
- 25% at WBB in 2021
- **21% WBB in 2022**

Grade K	
District 49	21-22 BOY  1465
	21-22 EOY  1427
	22-23 BOY  1312
Grade 1	
District 49	21-22 BOY  1398
	21-22 EOY  1346
	22-23 BOY  1428

A look at D49 over time



2nd grade BOY

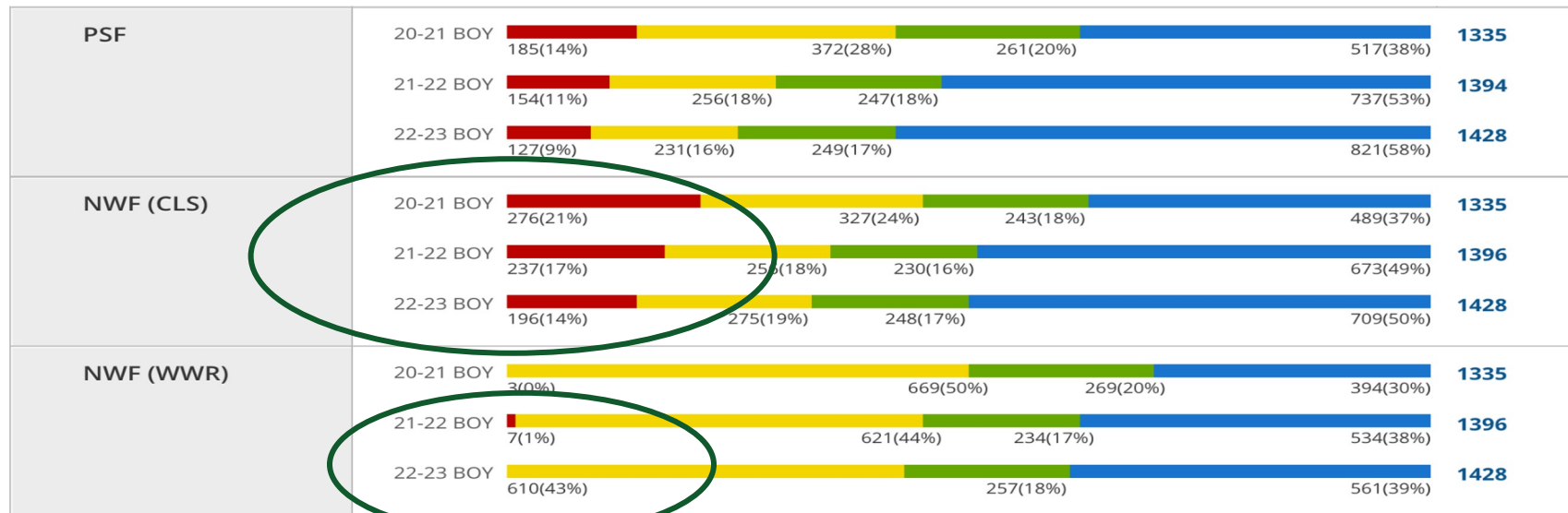
- 16% at WBB in 2019
- 24% at WBB in 2020
- 24% at WBB in 2021
- **21% at WBB in 2022**

3rd grade BOY

- 19% at WBB in 2019
- 26% at WBB 2020
- 23% at WBB in 2021
- **23% at WBB in 2022**

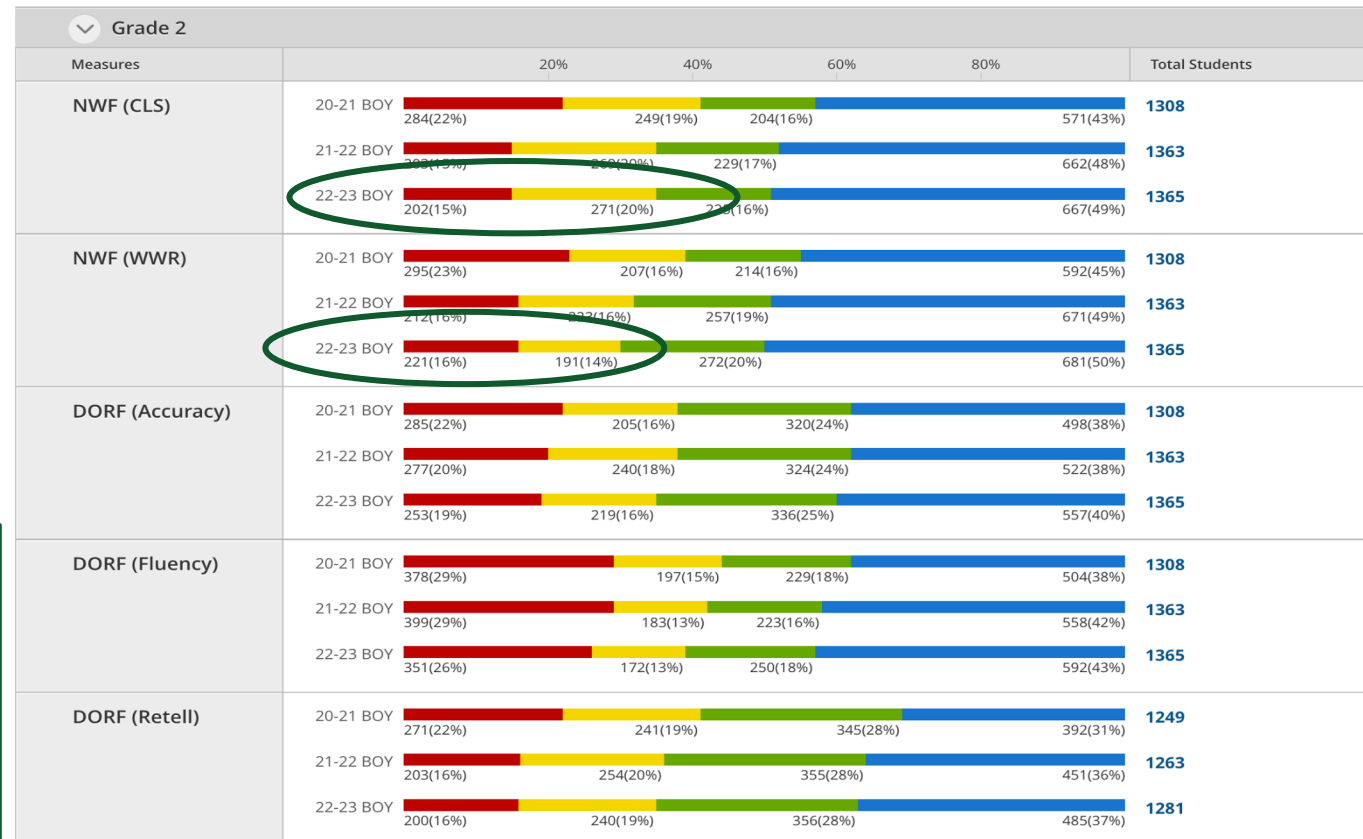


First Grade Sub-Measures



NWF-WWR @ BOY = 1
NWF-WWR @ MOY = 8
NWF-WWR @ EOY = 13

Second Grade Sub-Measures



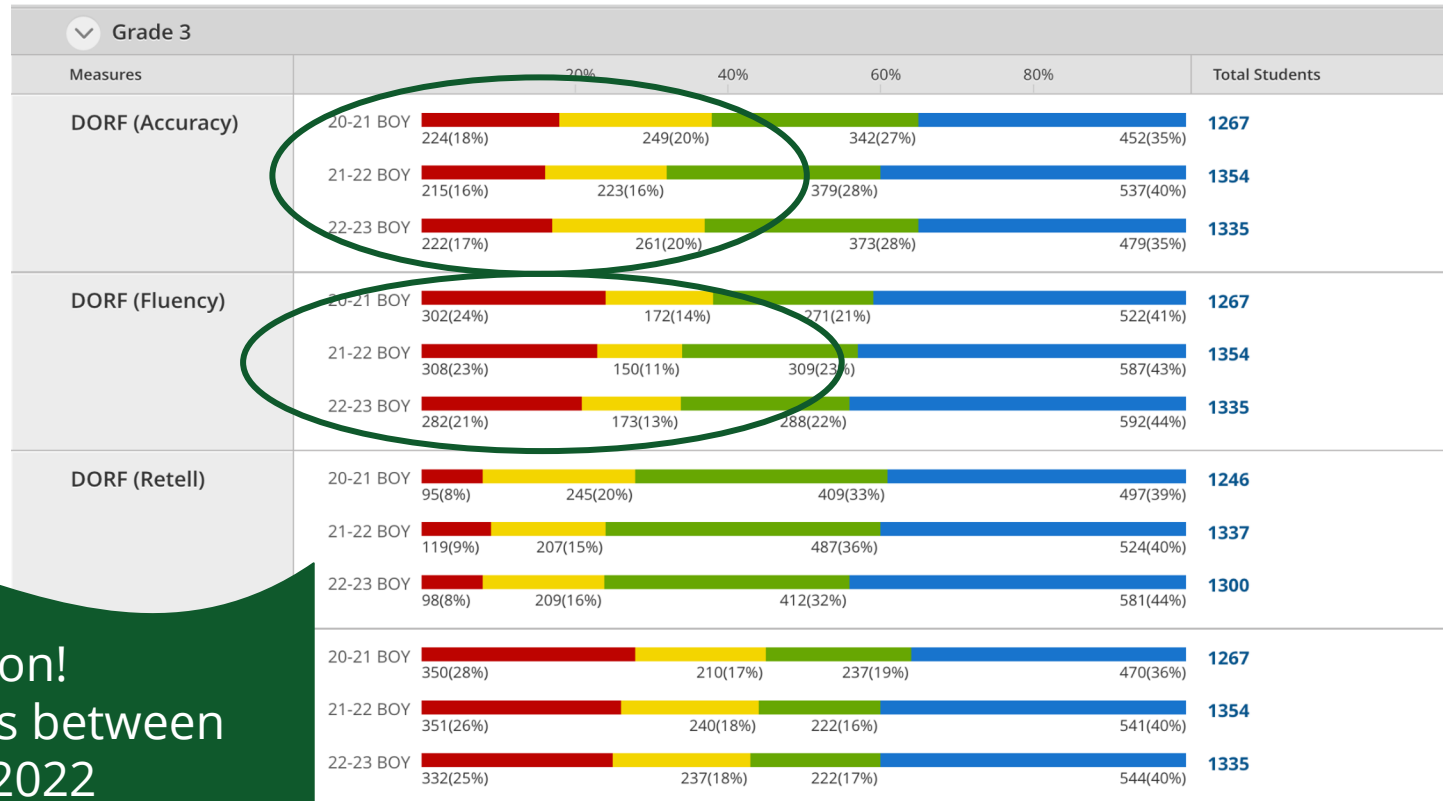
SECOND GRADE PRIORITIES:

+473 students at risk (CLS)
+412 students at risk (WWR)

*With a focus on accuracy, the
 fluency (automaticity)
 will come...*

3rd Grade Sub-Measures

**Mastery of
accuracy
leads to
fluency**



Celebration!
small differences between
2020 and 2022

District Growth Tool Outcomes for Students beginning at Well Below Benchmark (21-22)



Select Grade Range	BOY % Well Below Benchmark	EOY % Well Below Benchmark	Level of Progress
Grades K-3	26%	15%	Well Above Average Progress

2020-21 BOY to EOY Progress - Individual Grades			
Grade	BOY % Well Below Benchmark	EOY % Well Below Benchmark	Level of Progress
Kindergarten	30%	7%	Above Average Progress
1st Grade	25%	22%	Below Average Progress
2nd Grade	24%	16%	Above Average Progress
3rd Grade	23%	17%	Average Progress

District Growth Tool Outcomes for Students beginning at Benchmark or above (21-22)



Select Grade Range	BOY % At/Above Benchmark	EOY % At/Above Benchmark	Level of Progress
Grades K-3	61%	74%	Above Average Progress

2020-21 BOY to EOY Progress - Individual Grades			
Grade	BOY % At/Above Benchmark	EOY % At/Above Benchmark	Level of Progress
Kindergarten	50%	83%	Well Above Average Progress
1st Grade	62%	66%	Below Average Progress
2nd Grade	67%	71%	Above Average Progress
3rd Grade	67%	74%	Above Average Progress

Star Reading Outcomes

Fall, 2022



Elementary School	Star Reading Current Growth Percentile (SGP) District Goal: >65.0%	Star Reading Proficiency Rate (District Benchmark)	Star Reading Proficiency Rate (State Benchmark) >45%
Elementary OVERALL outcome	73.1%	31.2%	24.4%
ALLIES	84.2%	7.3%	5.6%
Bennett Ranch Elementary	73.5%	25.1%	22%
Evans Elementary	78%	26.1%	18.2%
Falcon Elementary	77%	24.9%	17.9%
Inspiration View Elementary	64.4%	34.0%	27.8%
Meridian Ranch Elementary	66.9%	36.7%	28.3%
Odyssey Elementary	66%	32.1%	25.8%
Remington	76.7%	31.3%	26.9%
Ridgeview	76.3%	36%	27.7%
Springs Ranch	75.8%	38.3%	26.7%
Stetson	75%	28.4%	22.9%
Woodmen Hills	70.2%	31.4%	24.9%

BOY 2022 – mCLASS®: Acadience Reading National (user base) comparison



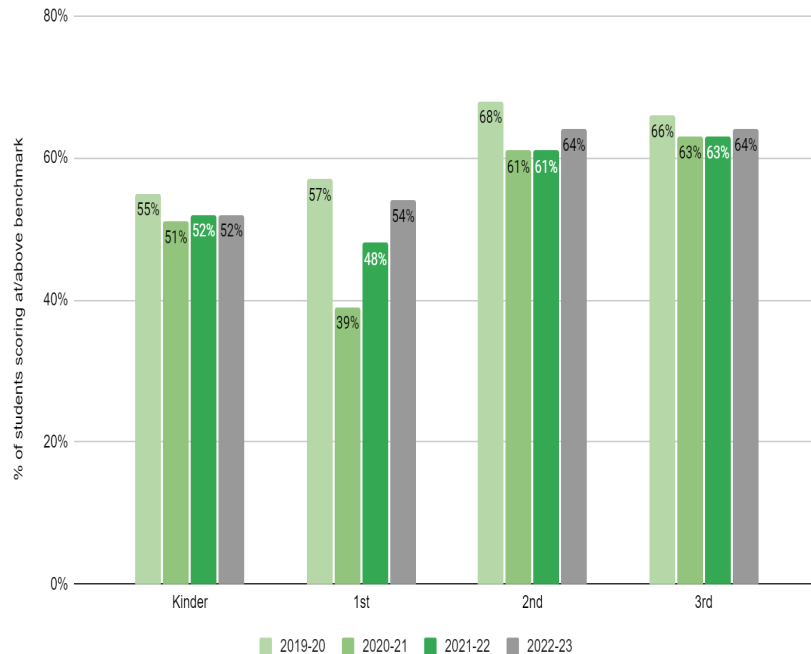
Grade	Percent of Students in Each Performance Level at BOY 2022-23							
	Students at <u>Well Below</u> <u>Benchmark Level</u>		Students at <u>Below</u> <u>Benchmark Level</u>		Students at <u>Benchmark</u> Level		Students at <u>Above</u> <u>Benchmark Level</u>	
	District	National	District	National	District	National	District	National
Grade K	28%	29%	20%	18%	17%	15%	35%	38%
Grade 1	21%	32%	13%	14%	18%	15%	48%	39%
Grade 2	21%	28%	9%	8%	25%	23%	45%	41%
Grade 3	23%	28%	10%	9%	23%	21%	44%	42%
Grade 4*	24%	30%	9%	10%	16%	15%	51%	45%
Grade 5*	17%	20%	25%	25%	10%	9%	48%	46%

The Best Choice to Learn, Work and Lead

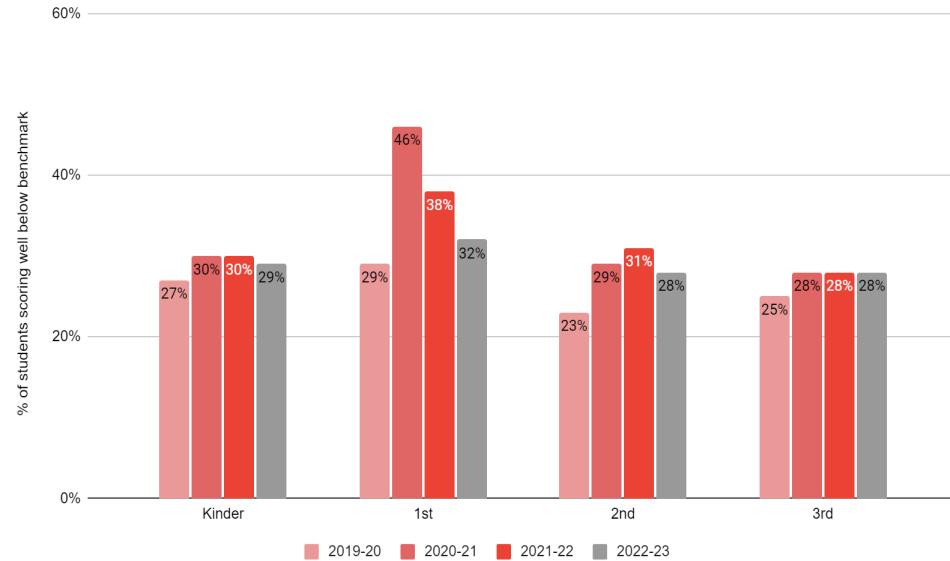
Acadience Reading National Performance Trends: Beginning of Year



% of Students on Track (Ready for Core Instruction)



% of Students Far Behind (Needing Intensive Intervention)



The Colorado *Reading to Ensure Academic Development (READ) Act* Reporting Requirements



- EOY Acadience Data Submission
- READ Act Literacy Curriculum Submission
- READ Act Budget Submissions:
 - 2021-2022
 - 2022-2023 (revision required)
- READ Act Teacher Training Reporting
- [Colorado READ Act Homepage](#)
- [READ Act Statute 2022](#)



ELEMENTAL BUILDING BLOCKS

Reading is an elemental building block to receive a quality education, and every child should read at grade level by the end of third grade.

PREVENTION IS KEY

The Colorado READ Act is a legislative priority that focuses on early literacy development for all students, especially for students at risk for not reading at grade level by the end of third grade. Specific funding is allocated to help students who are struggling the most.

TEACHER KNOWLEDGE AND PRACTICE ARE CRITICAL

Teacher knowledge and practice are critical. Educators must have a deep understanding of the art and science of reading to help every child become a lifelong reader.

IT TAKES A COMMUNITY

It takes collaborative partnerships between schools, educators, communities and families to improve literacy for all students.

What questions may I answer?



"The kindest thing you can do for
beginning and struggling readers
is to give them the time and
encouragement they need to
grunt and groan their
way through sounding out words.
You're rewiring their brains
and it's hard work."

Dr. John Shelfbine
Created by Dr. Pam Kastner



The Best Choice to Learn, Work and Lead